



# Calling Touches of Plain Bob Minor

Yorkshire Association  
of  
Change Ringers  
2021

25/07/2021

# Introductions

**Neil Donovan**

Beverley, St Mary

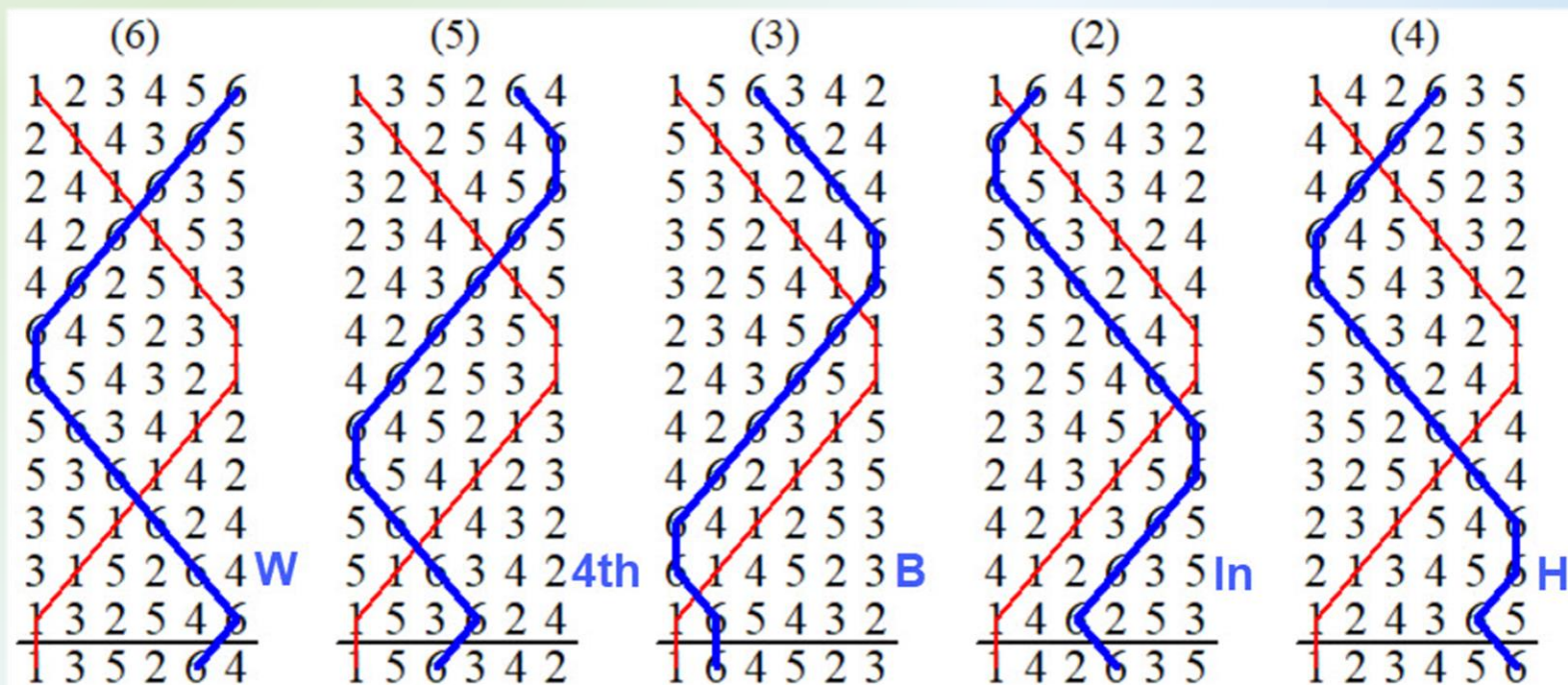


# Plain Bob Minor

## Calling Simple Touches

## Choosing Touches

# The Plain Course with Calling Positions for Tenor



# Calling positions for the Tenor

Calling positions for the Tenor in Minor		
5-6 Down	<b>H</b> ome	(Right)
5-6 Up	<b>W</b> rong	
Run In	<b>I</b> n	
Run Out	<b>B</b> efore	(Out)
Make the Bob	<b>F</b> ourths	(Make)



# Where to make the Calls

Bobs and Singles are called one whole pull before they take effect on the **treble's backstroke in second's** place before the full lead

<b>Run Out</b>	<b>Call bob on your backstroke lead</b>
<b>Run In</b>	<b>Call bob on your first backstroke in 4th's</b>
<b>Make Bob</b>	<b>Call bob on your backstroke in 3rd's</b>
<b>5-6 Up</b>	<b>Call bob on backstroke 5th's before dodge</b>
<b>5-6 Down</b>	<b>Call bob on backstroke 6th's before dodge</b>

# Bobs and Singles - Called at 'W'

## BOB

3 Runs Out

2 Runs In

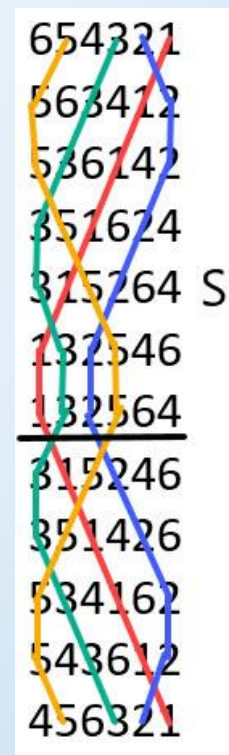
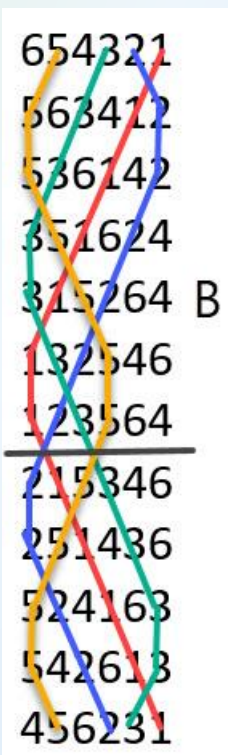
5 Makes 4ths

## SINGLE

3 Makes 2nds (unaffected)

2 Makes 3rds

5 Makes 4ths



# Bobs and Singles - Called at 'H'

## BOB

2 Runs Out

4 Runs In


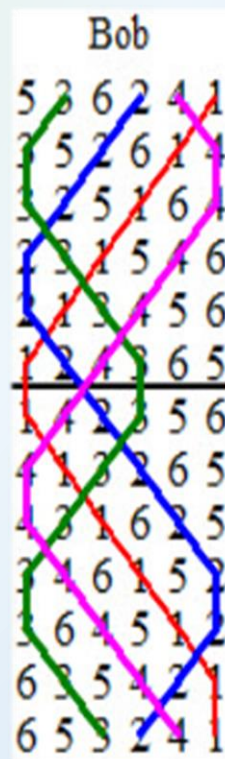
3 Makes 4ths

## SINGLE

2 Makes 2nds (unaffected)

4 Makes 3rds

3 Makes 4ths





# Bobs - Called at 'Before'

BOB

6 Runs Out

5 Runs In

4 Makes 4ths

243651  
426315  
462135  
641253  
614523 B  
165432  
156423  

---

514632  
541362  
453126  
435216  
342561

# A Touch from the RW Diary

The Same Touch - Written in 3 ways

- = Bob    S = Single

The following 240 of Plain Bob Minor is written in three different ways

a)

-	<u>23456</u>	-	<u>32456</u>
	23564		32564
	36245		26345
	64352		64253
	45623		45632
-	45236	-	45326
-	45362	-	45263
	56423		56432
	62534		63524
	23645		32645
S	<u>32456</u>	S	23456

b)

<u>W</u>	<u>H</u>	<u>23456</u>
-	-	45236
-	S	32456
Repeated		

c)

	<u>23456</u>
1	23564
4	45236
1	45362
4S	<u>32456</u>
	2 Part

# Diary Touch a)

Every Lead End is included

Rows with a - = Bob

Rows with an S = Single

Other Rows are Plain Leads

Follow the path of the 2<sup>nd</sup>

Work out what it is doing at the calls.

In, 4ths, H, 3rds

Out, W, 4ths, 2nds

a)	<u>23456</u>		<u>32456</u>
-	23564	-	32564
	36245		26345
	64352		64253
	45623		45632
-	45236	-	45326
-	45362	-	45263
	56423		56432
	62534		63524
	23645		32645
S	<u>32456</u>	S	23456

# Diary Touch b)

Shows only where the calls are made and the **Course Ends** which they produce.

The Touch is Four Courses long.

It is a good shorthand way of recording what is called and very useful for experienced conductors.

b)

<u>W</u>	<u>H</u>	<u>23456</u>
-	-	45236
-	S	<u>32456</u>
Repeated		

# Diary Touch c)

Tells you how many leads there are between calls.

Essential to count accurately.

Possible to work out calling from any bell but should write out both parts in full.

c)

	<u>23456</u>
1	23564
4	45236
1	45362
4S	<u>32456</u>
	2 Part

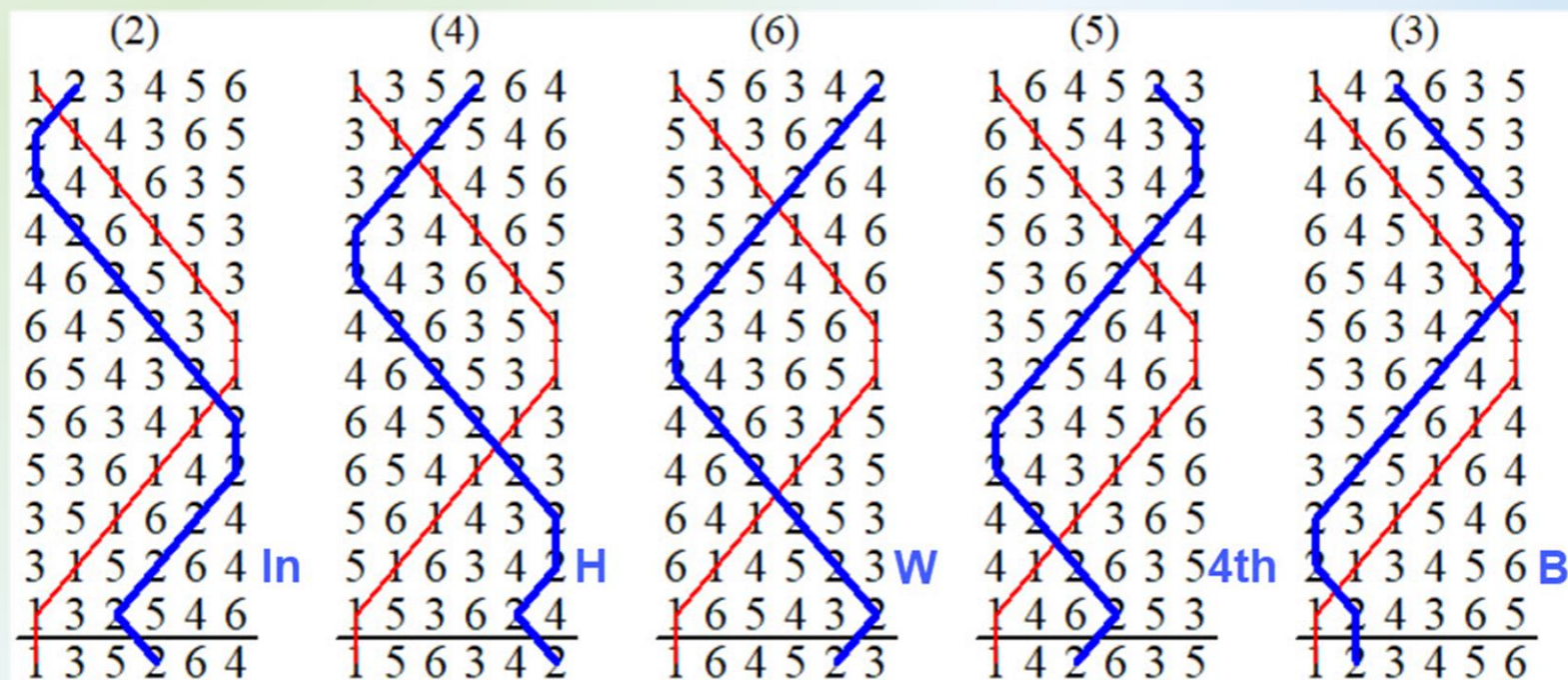


# Why are touches always written to be called from the Tenor?

It is usual to write them this way

Any touch can be written out and the calling worked out for any bell

# The Plain Course with Calling Positions for 2<sup>nd</sup>



# Choosing Touches

- What is the purpose of a touch?
- Service? – Good ringing a priority
- Learner? – Complexity important
- Time?
- Plain Course = 60 changes
- 4 or 5 minutes for 120 changes

# Callings for any bell

- 3 Bobs at Home from other than Tenor
- 3 Bobs at Wrong from other than Tenor
- 2 Singles at Home from other than the Tenor

# 3 Bobs at Home from other than Tenor

- Choose to ring 2<sup>nd</sup>
- Call a Bob each time you dodge at 'Home' (3 times)
- This is at the second lead end of each course
- 3 Course Touch
- 180 Changes

123456  
135264  
1**356**42 Bob  
154326  
142563  
126435  
163254  
1**635**42 Bob  
134625  
142356  
125463  
156234  
1**563**42 Bob  
164523  
142635  
123456





# Calling the previous touch from the 3rd

First Bob 3 runs **I**n

Second Bob 3 runs **O**ut

Third Bob 3 **M**akes

Remember it as **I O M**

Or as **I**sl**e** **O**f **M**an

Can also call **M I O** or **O M I**

123456  
135264  
**1356**42 Bob  
154326  
142563  
126435  
163254  
**1635**42 Bob  
134625  
142356  
125463  
156234  
**1563**42 Bob  
164523  
142635  
123456



# 3 Bobs at Wrong from other than Tenor

- Choose to ring 3rd
- Call a Bob each time you dodge at 'Wrong' (3 times)
- This is at the fourth lead end of each course
- 3 Course Touch
- 180 Changes

123456  
135264  
156342  
164523  
1**642**35 Bob  
143652  
135426  
152364  
126543  
1**264**35 Bob  
163254  
135642  
154326  
142563  
1**426**35 Bob  
123456

# 2 Singles at Home (for the Tenor) from another bell

- Choose to ring 3<sup>rd</sup>
- Call yourself to make **Fourths**
- Call yourself to make **Thirds**
- That's All!

123456  
135264  
156342  
164523  
142635  
1**243**56 Single  
145263  
156432  
163524  
132645  
1**234**56 Single

# A Popular short Touch

- Two courses are frequently requested at practices and meetings
- Call Tenor W H W H
- Any other bell, call H W H W

# Making up short Touches

- Hs Hs or Ws Ws = 120
- 3x H or 3x W = 180
- H Hs H Hs = 240



# Using Coursing Order

- What is the Order of passing bells in the Plain Course
- How do Bobs and Singles affect the order
- We will take a quick look at using Coursing Order for Conducting and Correcting

# Order of passing bells in the Plain Course

Order often written 65324 – order from the Tenor

It could be 24653 – order from 2<sup>nd</sup>

Or

It could be 32465 – order from 3<sup>rd</sup>

Treble is ignored because it changes place each lead

# How do Bobs at **H** affect the order?

Ring the Tenor

Write the order as 324**6**532

Bob at H will affect 324

2 Runs OUT, 4 Runs In, 3 Makes 4ths

New order is 243**6**5

We transpose 3 numbers

**A****B****C** becomes **B****C****A**

# How do Bobs at **W** affect the order?

Ring the Tenor

Write the order as 324**6**532

Bob at W will affect 532

3 Runs OUT, 2 Runs In, 5 Makes 4ths

New order is 4**6**325

We transpose 3 numbers

**A**BC becomes BC**A**

# How do **Singles** affect the order?

We know that Singles affect 2 bells

Call Single at H for Tenor

324**6**532 becomes 423**6**5

Transposition is **A****B****C** to **C****B****A**

**A** makes 4ths

**C** makes 3rds

**B** makes 2nds (unaffected)



# A Practice at Transposing Coursing Order

What are the orders for  
the following touch?

H Hs H Hs

Remember

Bob ABC to BCA

Single ABC to CBA

32465

24365 H

34265 Hs

42365 H

32465 Hs

# Coursing orders for the earlier examples

A = 3x H called from 2<sup>nd</sup>

B = 3x W called from 3<sup>rd</sup>

A	Coursing Order
<u>123456</u>	65324
135264	
1 <b>356</b> 42 Bob	<b>536</b> 24
154326	
142563	
126435	
163254	
1 <b>635</b> 42 Bob	<b>365</b> 24
134625	
142356	
125463	
156234	
1 <b>563</b> 42 Bob	<b>653</b> 24
164523	
142635	
<u>123456</u>	

B	Coursing Order
<u>123456</u>	53246
135264	
156342	
164523	
1 <b>642</b> 35 Bob	<b>53462</b>
143652	
135426	
152364	
126543	
1 <b>264</b> 35 Bob	<b>53624</b>
163254	
135642	
154326	
142563	
1 <b>426</b> 35 Bob	<b>53246</b>
<u>123456</u>	



# Finally

Thank You for Listening

Any more questions?

Copies of this presentation will be  
available on request

For a suggested reading list, please  
email me at

[ndonovan1946@gmail.com](mailto:ndonovan1946@gmail.com)

