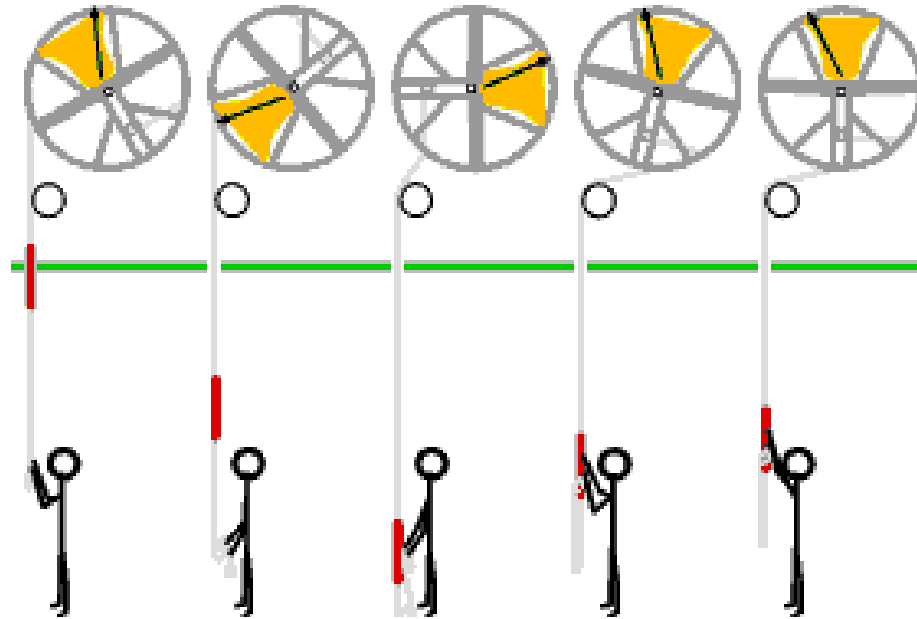
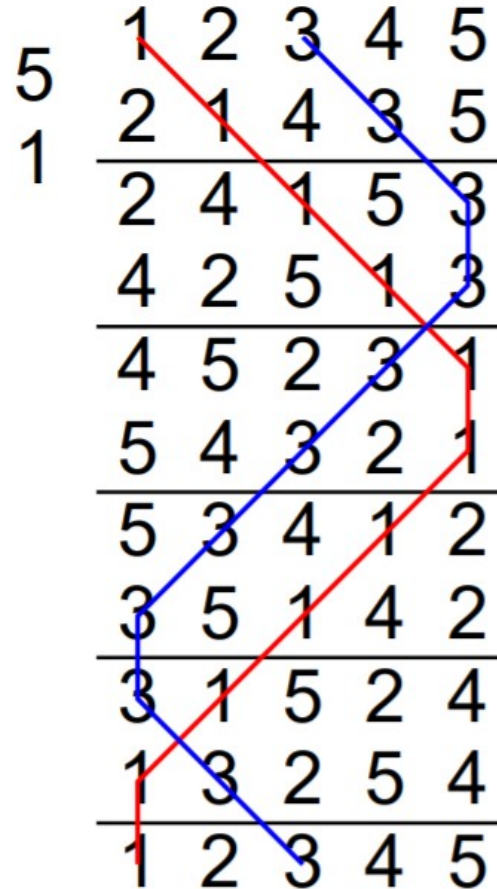


From Plain Hunt to Plain Bob



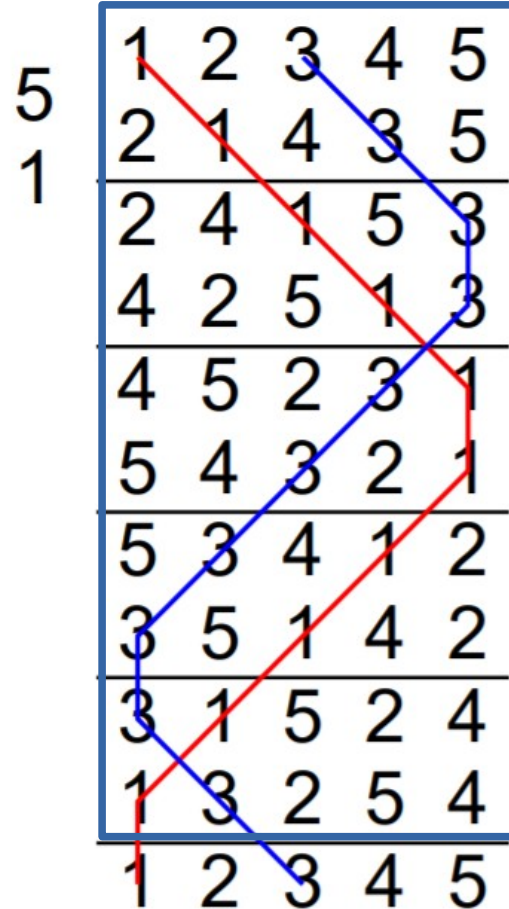
Plain Hunt on Five

- The first pairs in the row cross and the bell at the back stays where it is (lies)
- Then one bell leads, the other bells cross
- The path of each bell, the line, follows the same pattern



Plain Hunt on Five

- The treble rings in each place once on the way up and once on the way down – this is called a “lead”
- This gives 10 different rows
- There are $5 \times 4 \times 3 \times 2 \times 1 = 120$ different possible rows or ways of ordering five bells
- So we want to find a simple way of getting some more of them




What we already know

Plain hunt on five

- How to lead
- How to hunt to the back
- How to lie behind
- How to hunt to the front
- How each bell starts
- How to count your place

Plain Hunt on Five

- We describe what happens between any two rows by the place notation
- That tells us how one row differs from the one before
- Lets look at the last change before rounds



	1	2	3	4	5
5		X		X	
1	2	1	4	3	5
5	2		X	1	5
1	4	X	2	5	1
5	4	2	5	1	3
1	4	5	X	2	3
5	5	X	4	3	2
1	5	4	3	2	1
5	5	3	X	4	1
1	3	5	1	4	2
5	3	1	5	2	4
1	1	X	3	2	5
	1	2	3	4	5

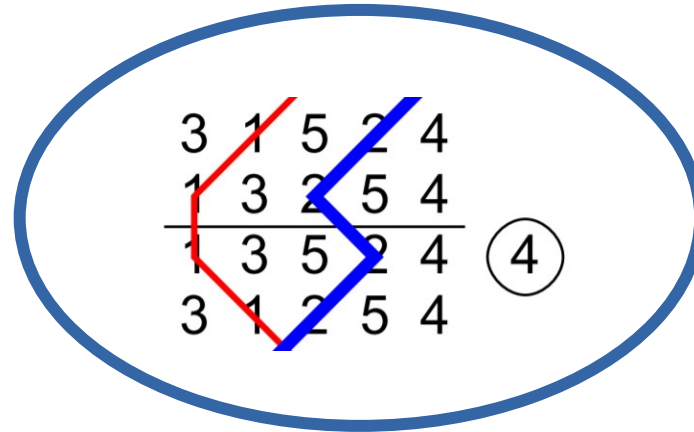
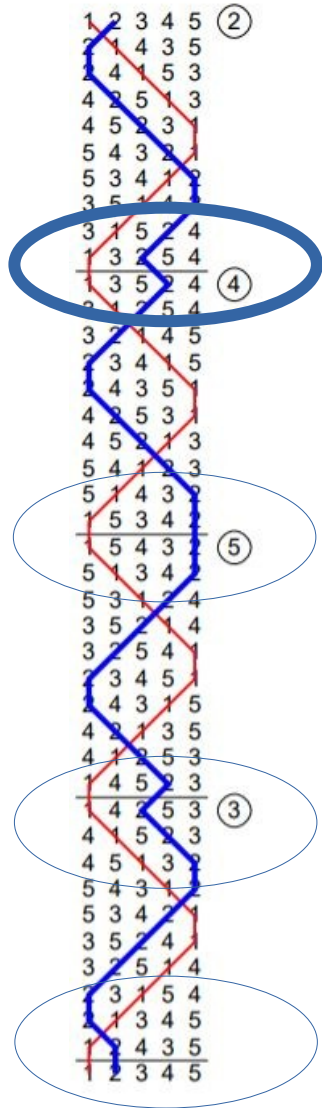
Plain Hunt ~~Bob~~ on Five

1	3	2	5	4
1	2	3	4	5

1	3	2	5	4
1	3	5	2	4

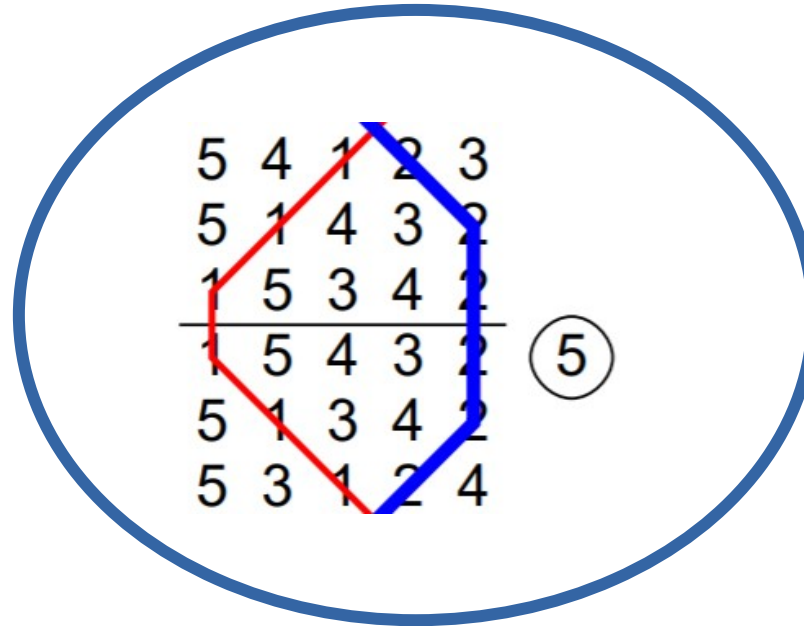
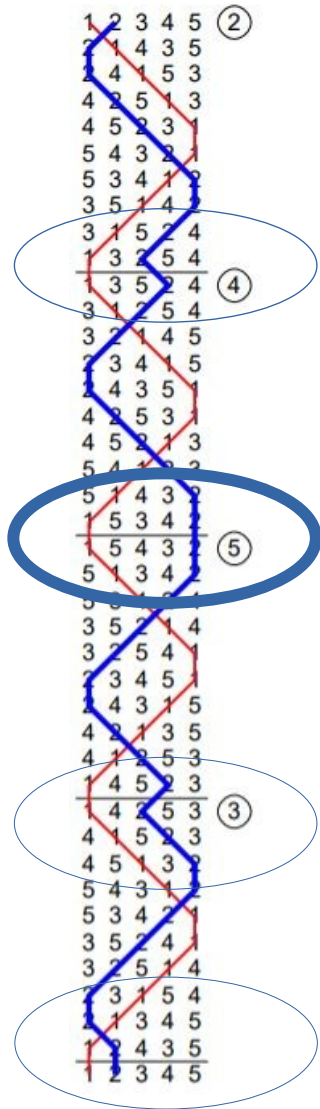
Plain Hunt Bob on Five

First lead end – dodge 3-4 down



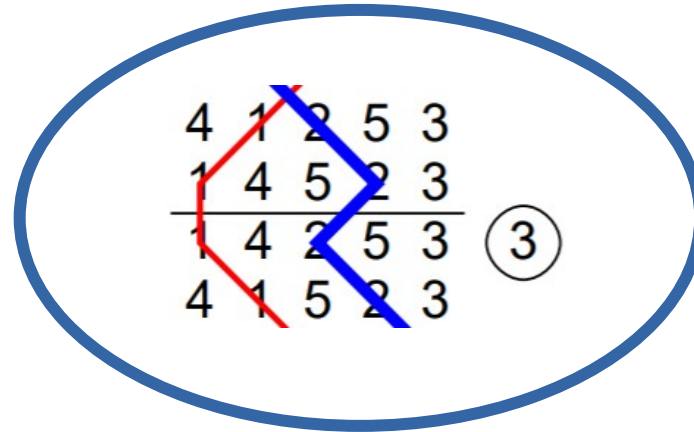
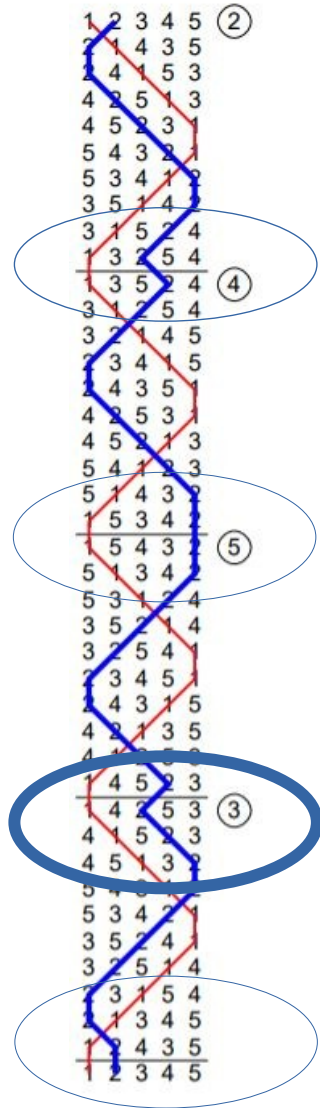
Plain Hunt Bob on Five

Third lead end – four blows behind



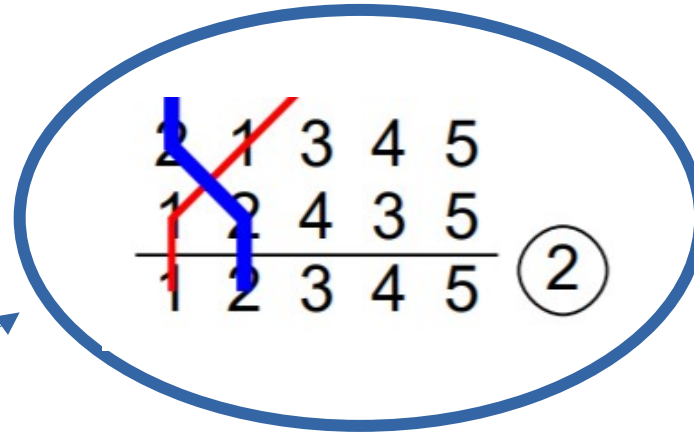
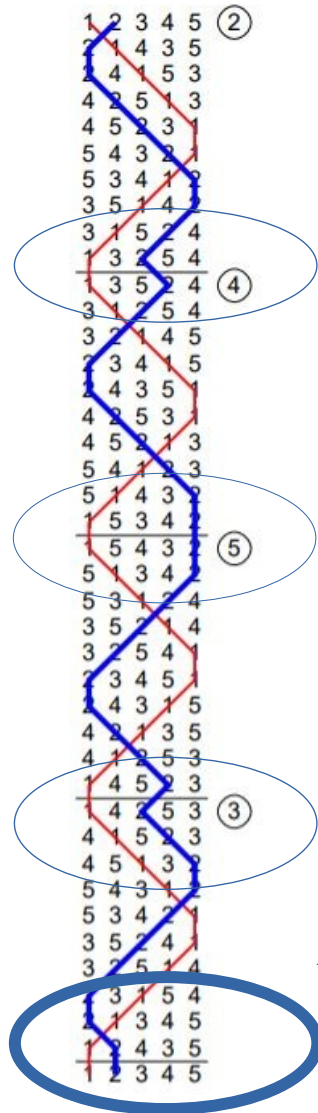
Plain Hunt Bob on Five

Fourth lead end – dodge 3-4 up



Plain Hunt Bob on Five

Fifth lead end – make seconds



What we already know

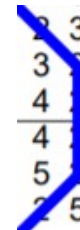
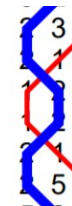
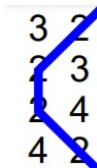
Plain hunt on five

- How to lead
- How to hunt to the back
- How to lie behind
- How to hunt to the front
- How each bell starts
- How to count your place

Places

To make a place you stay in the same place then go back the way you came



- Lead means make a place in first place.
Count 2 1 1 2
- Make seconds means stay in seconds place for two blows then lead again.
Count 1 2 2 1
- Make four blows behind means stay in fifths place for four times.
Count 4 5 5 5 5 4



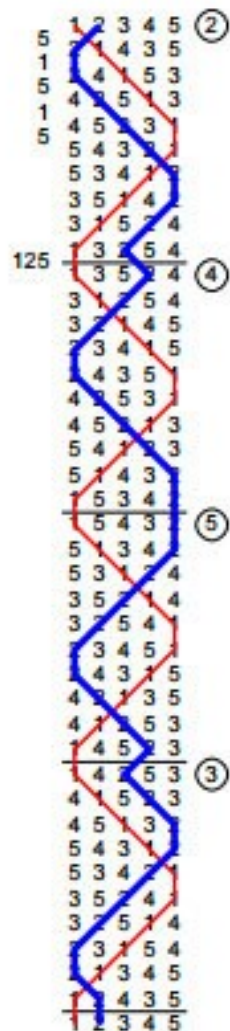
Dodges

To make a dodge you take a step backwards then go on the way are going

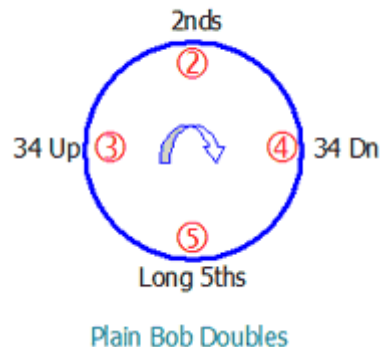
- Dodge in 3-4 down means to dodge on your way down to the front.
Count 5 4 3 4 3 2 1
- Dodge in 3-4 up means to dodge on your way up to the back.
Count 1 2 3 4 3 4 5



Plain Bob Doubles



Circle of work



Pass the treble in 4,5 up, dodge 3,4 down
 Pass the treble in 3,4 up, make four blows in fifth place
 Pass the treble in 2,3 up, dodge 3,4 up
 Treble takes you off lead, make seconds

Forward method

5,1,5,1,5,12 lead end

On the 2

Lead
 Plain hunt to back
 Lie
 Plain hunt to third place
 Dodge back into fourth place
 Plain hunt to lead
 Lead
 Plain hunt to back
 Four blows in fifth place
 Plain hunt to lead
 Lead
 Plain hunt to fourth place
 Dodge back into third place
 Plain hunt to back
 Plain hunt to lead
 Lead
 Make second place

Have a go in Ringing Room

