



York Surprise Minor

Yorkshire Association
of
Change Ringers

21/07/2021

July 2021

Introductions

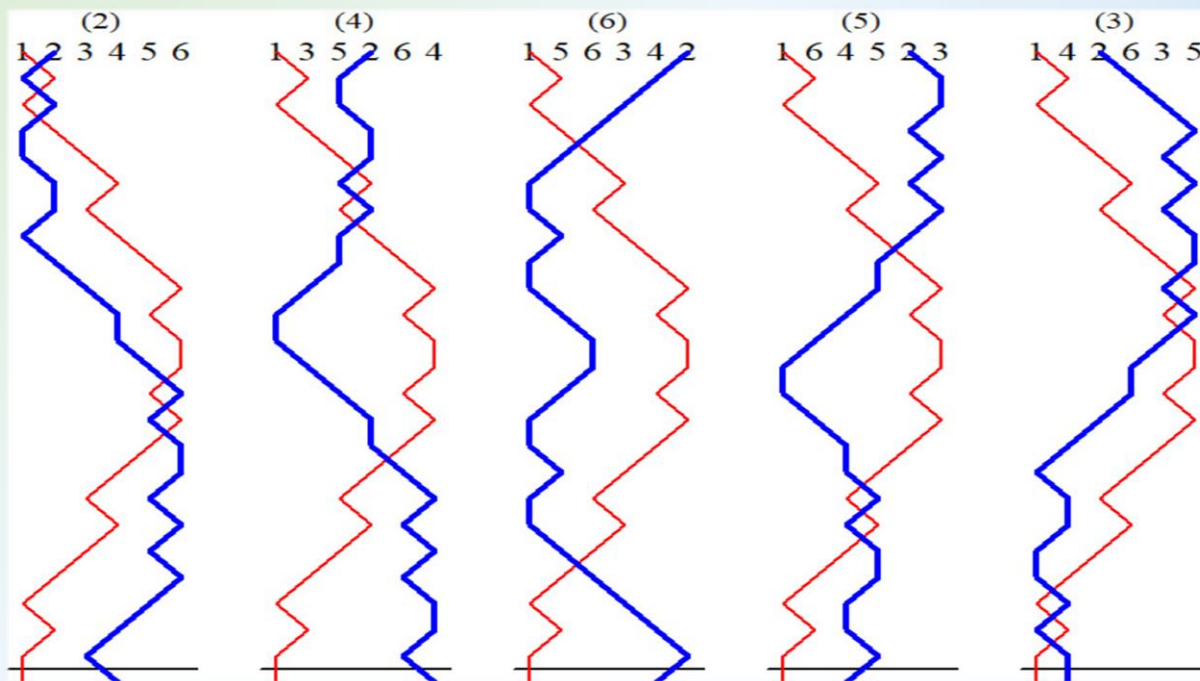
**Neil
Donovan**

Beverley, St Mary



York Surprise Minor

More than just the Blue Line



What do we know about York S Minor?

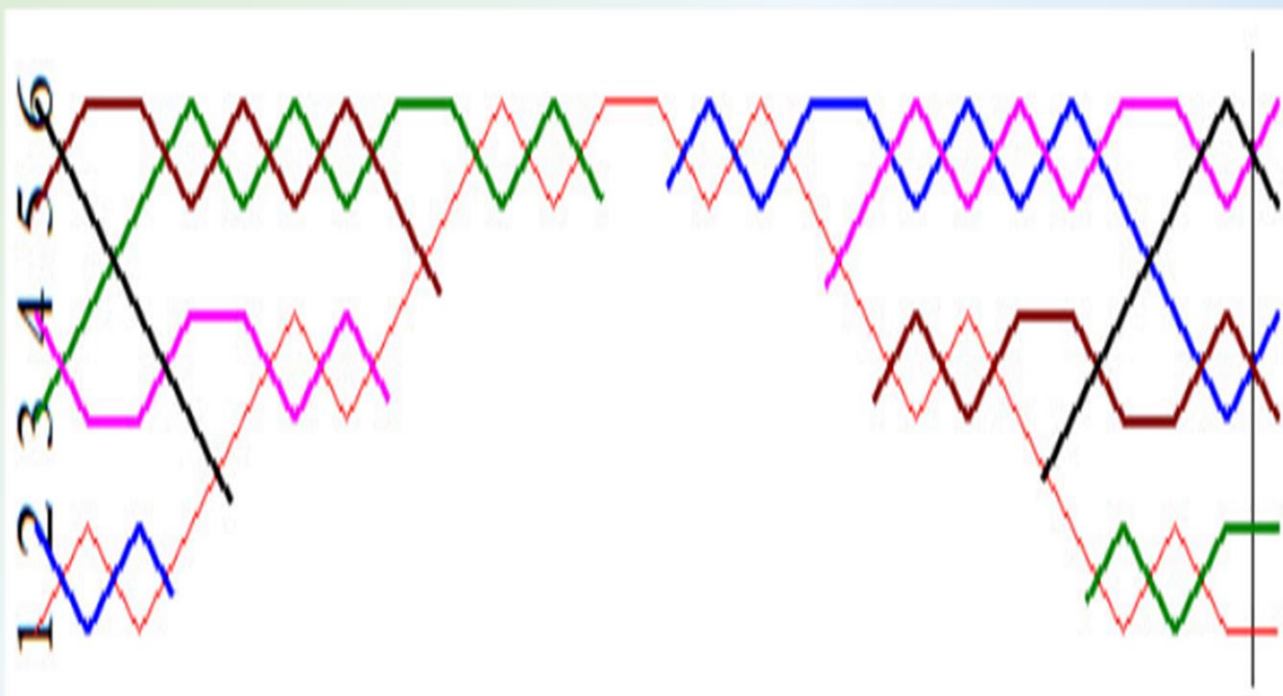
Cambridge above Treble

London below Treble

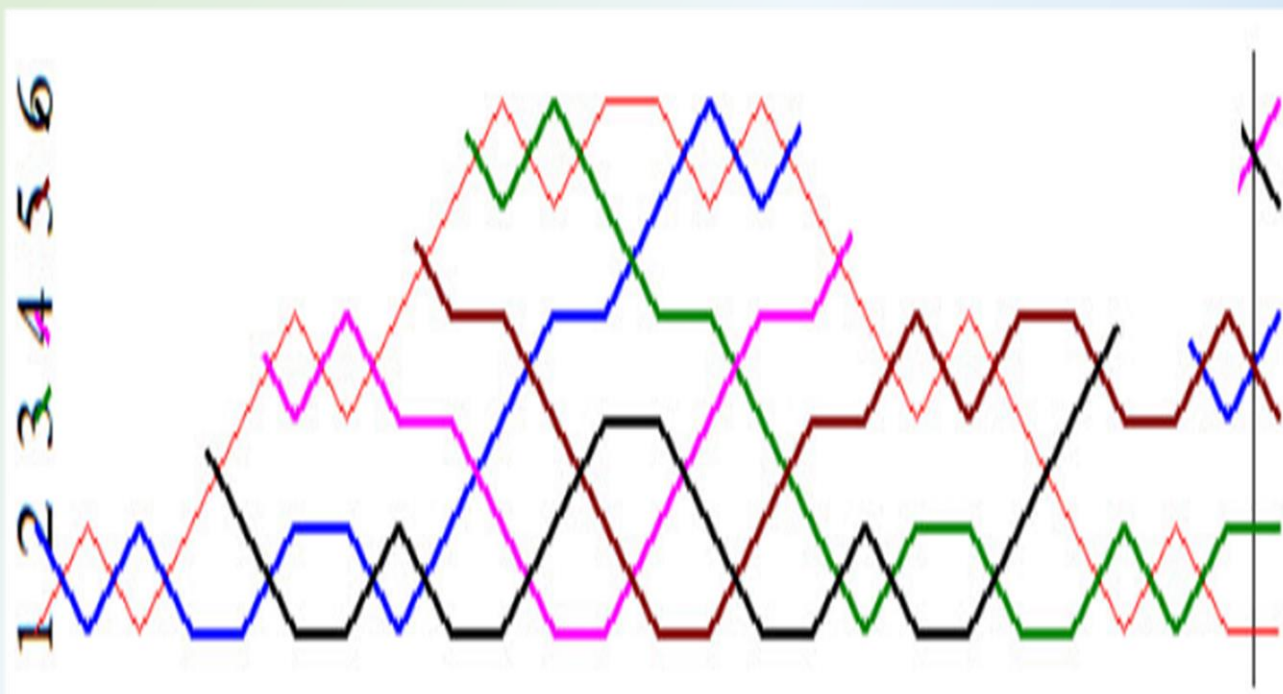
Five Leads in a Course

Lead end order 2 4 6 5 3 2

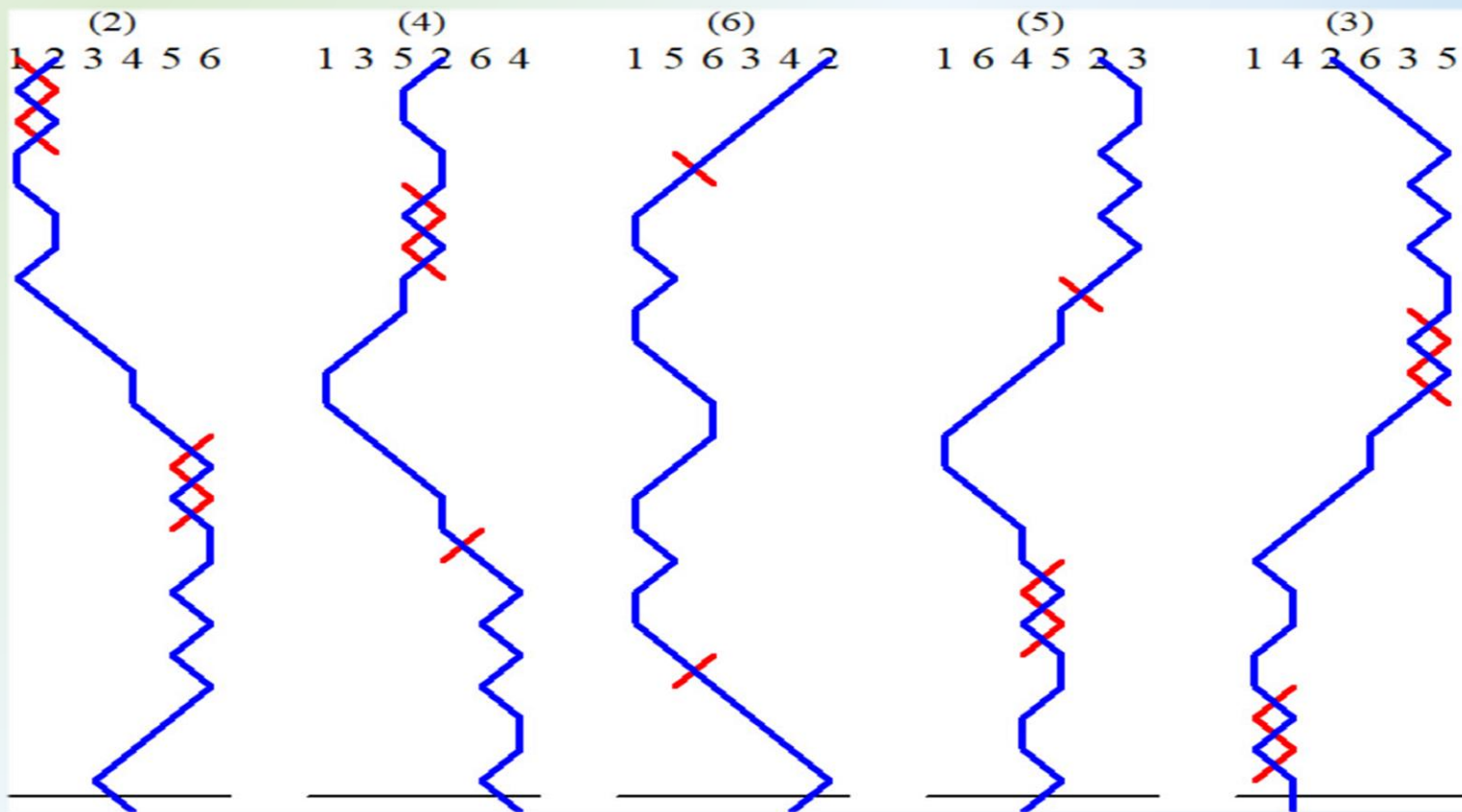
Cambridge above work



London below work



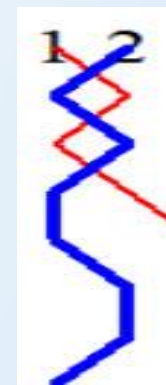
Treble Crossings



What are characteristics of Surprise Minor Methods?

Work with treble at the front

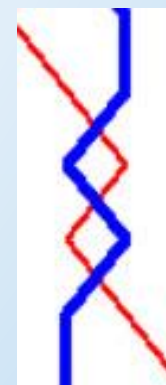
Always dodge, lead and 2nds place.



Work with treble in 3-4

Always 4ths, dodge, thirds

Or the reverse.



These are some of the Building Blocks

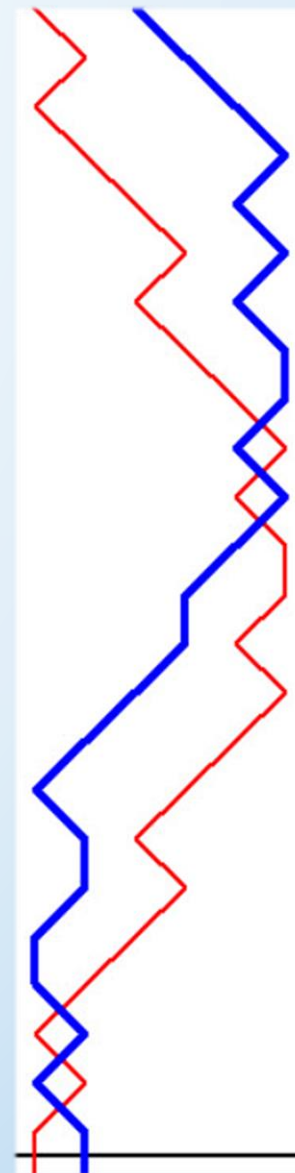
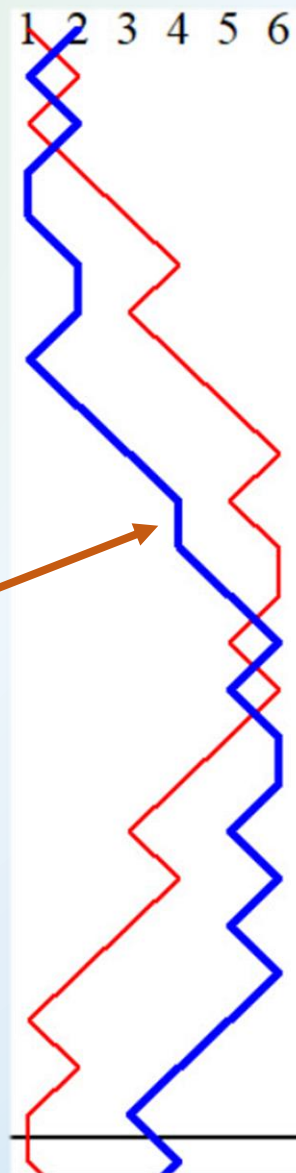
What helps me keep right?

- The Line
- Where to pass treble
- Building Blocks
- Knowing Cambridge and London
- Understanding how it all fits together

Lead 1 & Lead 5

2nds place and
3rds place bells
Reverse of each other

Place 'Wrong'
(back and hand)

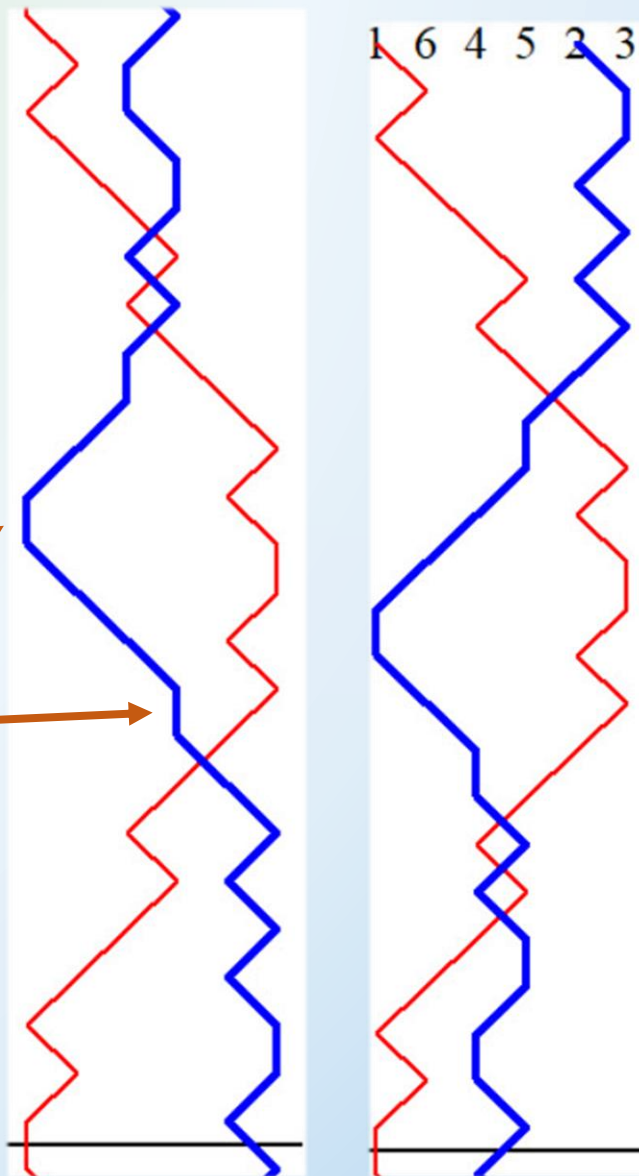


Lead 2 & Lead 4

4th place and
5th place bells

Reverse of each other

Places 'Wrong'
(back and hand)

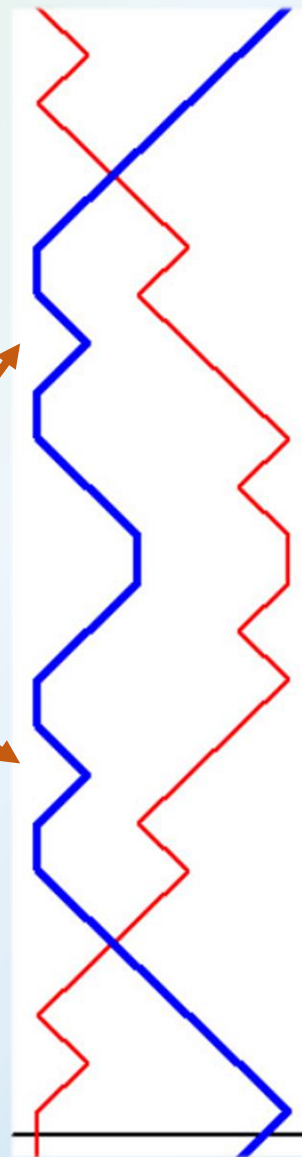


Lead 3

6th place bell

Pivot Bell

Stedman Whole Turn

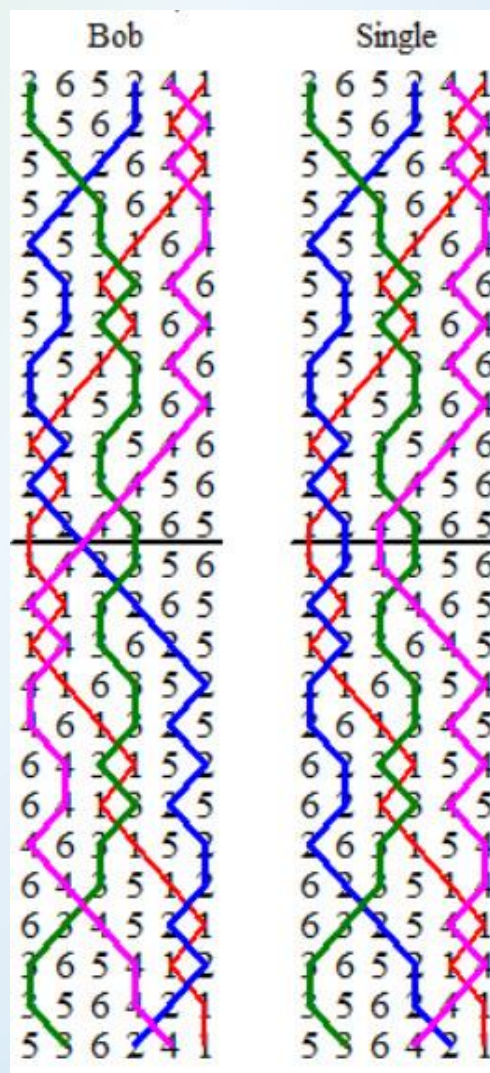


Bobs and Singles

Similar to Plain Bob

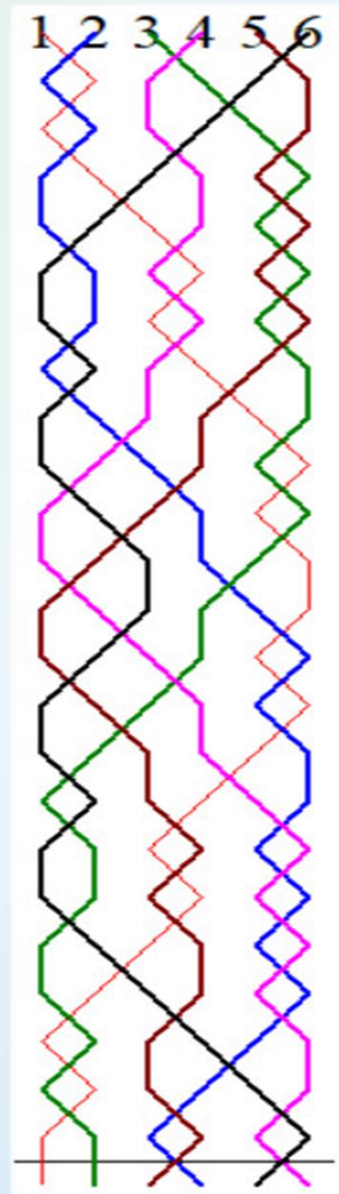
Bells which

Run In or Run Out at a Bob
repeat the previous lead



The Grid

Can be useful insight
into how the lines
fit together



How lines fit together

Here are the lines
For Pivot (6th place) bell
and 2nd place bell
See how 2nd Snaps
for the Whole Turn



The Numbers

(2)	(4)	(6)	(5)	(3)
1 2 3 4 5 6	1 3 5 2 6 4	1 5 6 3 4 2	1 6 4 5 2 3	1 4 2 6 3 5
2 1 4 3 6 5	3 1 2 5 4 6	5 1 3 6 2 4	6 1 5 4 3 2	4 1 6 2 5 3
1 2 4 6 3 5	1 3 2 4 5 6	1 5 3 2 6 4	1 6 5 3 4 2	1 4 6 5 2 3
2 1 6 4 5 3	3 1 4 2 6 5	5 1 2 3 4 6	6 1 3 5 2 4	4 1 5 6 3 2
1 6 1 4 3 5	3 4 1 2 5 6	5 2 1 3 6 4	6 3 1 5 4 2	4 5 1 6 2 3
6 2 4 1 5 3	4 3 2 1 6 5	2 5 3 1 4 6	3 6 5 1 2 4	5 4 6 1 3 2
6 2 1 4 3 5	4 3 1 2 5 6	2 5 1 3 6 4	3 6 1 5 4 2	5 4 1 6 2 3
2 6 4 1 5 3	3 4 2 1 6 5	5 2 3 1 4 6	6 3 5 1 2 4	4 5 6 1 3 2
6 2 4 5 1 3	4 3 2 6 1 5	2 5 3 4 1 6	3 6 5 2 1 4	5 4 6 3 1 2
6 4 2 5 3 1	4 2 3 6 5 1	1 3 5 4 6 1	3 5 6 2 4 1	5 6 4 3 2 1
4 6 5 2 1 3	2 4 6 3 1 5	3 2 4 5 1 6	5 3 2 6 1 4	6 5 3 4 1 2
4 5 6 2 3 1	2 6 4 3 5 1	3 4 2 5 6 1	5 2 3 6 4 1	6 3 5 4 2 1
5 4 6 3 2 1	6 2 4 5 3 1	4 3 2 6 5 1	2 5 3 4 6 1	3 6 5 2 4 1
5 6 4 3 1 2	6 4 2 5 1 3	4 2 3 6 1 5	2 3 5 4 1 6	3 5 6 2 1 4
6 5 3 4 2 1	4 6 5 2 3 1	2 4 6 3 5 1	3 2 4 5 6 1	5 3 2 6 4 1
6 3 5 4 1 2	4 5 6 2 1 3	2 6 4 3 1 5	3 4 2 5 1 6	5 2 3 6 1 4
3 6 5 1 4 2	5 4 6 1 2 3	6 2 4 1 3 5	4 3 2 1 5 6	2 5 3 1 6 4
6 3 1 5 2 4	4 5 1 6 3 2	2 6 1 4 5 3	3 4 1 2 6 5	5 2 1 3 4 6
6 3 5 1 4 2	4 5 6 1 2 3	2 6 4 1 3 5	3 4 2 1 5 6	5 2 3 1 6 4
3 6 1 5 2 4	5 4 1 6 3 2	6 2 1 4 5 3	4 3 1 2 6 5	2 5 1 3 4 6
3 1 6 5 4 2	5 1 4 6 2 3	6 1 2 4 3 5	4 1 3 2 5 6	2 1 5 3 6 4
1 3 5 6 2 4	1 5 6 4 3 2	1 6 4 2 5 3	1 4 2 3 6 5	1 2 3 5 4 6
3 1 5 2 6 4	5 1 6 3 4 2	6 1 4 5 2 3	4 1 2 6 3 5	2 1 3 4 5 6
1 3 2 5 4 6	1 5 3 6 2 4	1 6 5 4 3 2	1 4 6 2 5 3	1 2 4 3 6 5
1 3 5 2 6 4	1 5 6 3 4 2	1 6 4 5 2 3	1 4 2 6 3 5	1 2 3 4 5 6

The Numbers

The Numbers can be useful

Which bells do you meet at the back

If ringing 2nd ?

Your **Course** bell is 3rd

Your **After** bell is 4th





Finally

Thank You for listening
Any Questions?

For any further help or advice
with methods, see below

Please email me at:

ndonovan1946@gmail.com

